



PENTICTON MINOR HOCKEY ASSOCIATION GAMEDAY PROCEDURES 2020/2021

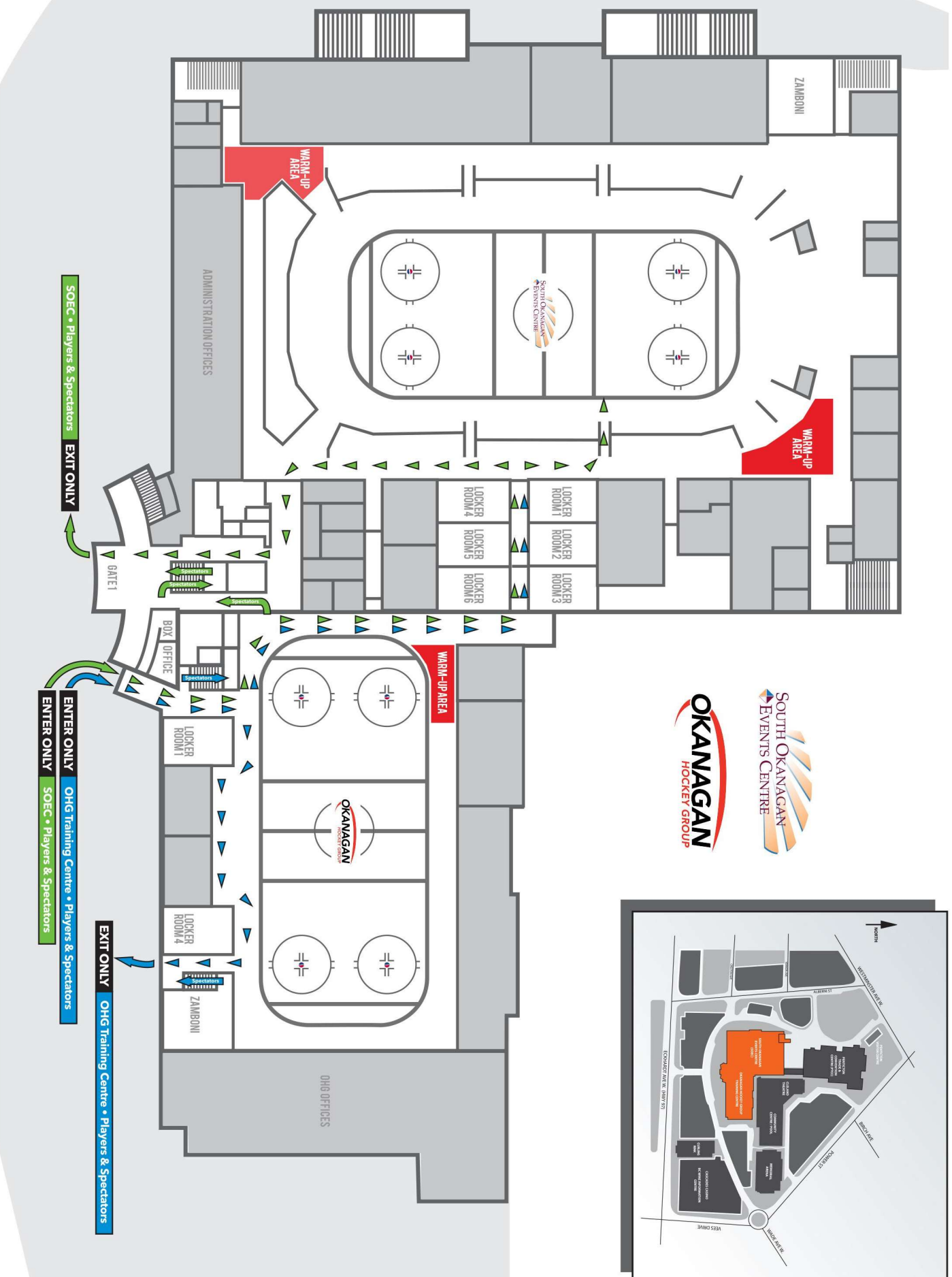
1. **Covid-19 Screening** - Visiting team must provide contact information of ALL screened participants including support staff prior to entering the arena. Full name & phone number are required. Prior to entering the arena, you must be screened by a PMHA Covid Screener volunteer and answer the applicable questions. We recommend filling out the PMHA game day contact tracing excel sheet to expedite this process for those players and team staff that are expected to attend the ice time. If anyone is added, simply add their information on game day.
2. **Facility Maximum** - Maximum of 65 people in the arena (50 maximum in McLaren) at one time including players, team staff, arena staff, on-ice officials and volunteers. Those in the arena, must hold one of the roles as described below or will be removed. Team personnel and volunteers must be arranged prior to game day and will be prioritized as the following:
 1. Rink attendant – Mandatory & included in count
 2. 3 on-ice officials – Mandatory & included in count
 3. 1 - Time keeper/score keeper – Mandatory & included in count
 4. 2 Covid screeners* – Mandatory & included in count
 5. 1 Videographer ** – Mandatory & included in count
 6. Players
 7. 2 Coaches
 8. Safety person
 9. Manager
 10. Additional coaches
 11. Emergency support persons ***
3. **Spectators** - Not currently permitted in the arenas in Penticton.
4. **Arena Access** - Both home and visiting teams are to enter the arena no earlier than 30 minutes prior to the start of the game, which includes time to complete Covid screening prior to entering dressing room. Once in the arena, all participants MUST wear a mask and go directly to the assigned dressing room. No players will be permitted in the arena that have failed the Covid screening.
5. **Masks** - Will remain mandatory for all team personnel and volunteers at all times while in the arena. Players may remove masks when they are leaving the dressing room to start the game and masks must be worn again immediately following the game.
6. **Leaving the arena** - Teams must exit the arena within 15 minutes of their game ending. Please follow attached arena flow charts when moving about the Penticton facilities.
7. **Female dressing room** - Will be made available.
8. **Showers** – Are not currently available.

*Two designated Covid Screeners must be assigned for each game and those individuals are responsible for conducting the PMHA screening protocol for each person prior to their entry into the building. They are also responsible for staying throughout the ice time and directing anyone to the designated isolation room and notifying the player's contact should someone develop symptoms during the game.

**In the event that the total number of people in the arena is at the 65 maximum, 1 home team videographer might video for both teams and supply the visiting team with the link for video.

***Emergency support persons (2 minimum) are designated prior to the game should players be required to leave the ice and require assistance that is non-emergency. These volunteers must maintain the 2-deep rule when assisting players.

NOTE: Due to the sensitive nature of the positions, all PMHA emergency support persons and Covid screeners must submit a criminal record check prior to taking on the role.



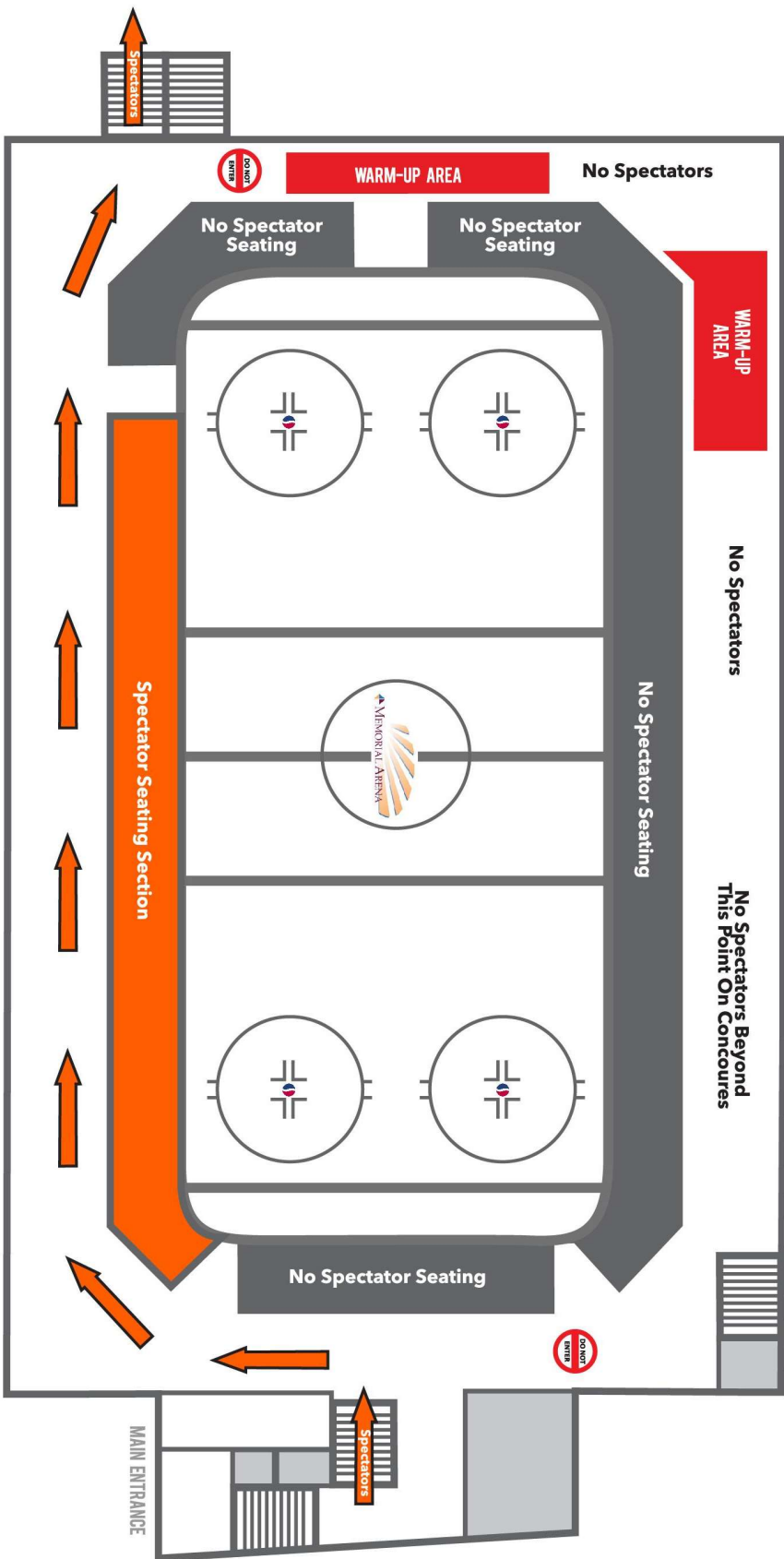
SPECTRA

**SOUTH OKANAGAN EVENTS CENTRE / OHG TRAINING CENTRE
ICE FACILITIES COVID-19 POLICY & PROCEDURES**




MEMORIAL ARENA • LOWER LEVEL


ICE FACILITIES COVID-19 POLICY & PROCEDURES



SPECTRA

**MEMORIAL ARENA • UPPER LEVEL
ICE FACILITIES COVID-19 POLICY & PROCEDURES**





Coronavirus COVID-19

BC Centre for Disease Control | BC Ministry of Health



SICK OR SELF-ISOLATING? DO NOT ENTER



**DO NOT ENTER
IF YOU ARE SICK
OR REQUIRED
TO SELF-ISOLATE**



Ministry of
Health




BC Centre for Disease Control

**If you have fever, a new cough, or are
having difficulty breathing, call 8-1-1.**

Non-medical inquiries (ex. travel, physical distancing): **1-888-COVID19 (1888-268-4319)
or text 604-630-0300**



IPC V1.1



Coronavirus COVID-19

BC Centre for Disease Control | BC Ministry of Health

Hand Hygiene

**SOAP OR ALCOHOL-BASED
HAND RUB: Which is best?**

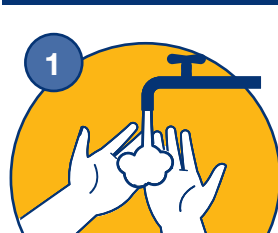


**Either will clean your hands:
use soap and water if hands
are visibly soiled.**




Remove hand and wrist jewellery

HOW TO HAND WASH



1
Wet hands with warm
(not hot or cold)
running water



2
Apply liquid or foam soap



3
Lather soap covering
all surfaces of hands
for 20-30 seconds



4
Rinse thoroughly
under running water



5
Pat hands dry thoroughly
with paper towel



6
Use paper towel
to turn off the tap

HOW TO USE HAND RUB



1
Ensure hands are visibly
clean (if soiled, follow hand
washing steps)





2
Apply about a loonie-sized
amount to your hands



3
Rub all surfaces of your hand
and wrist until completely
dry (15-20 seconds)

COVID19_HH_001





Coronavirus COVID-19

BC Centre for Disease Control | BC Ministry of Health



REDUCE THE SPREAD OF COVID-19



PHYSICAL DISTANCING IN PROGRESS

**Maintain a distance of at least
2 arms lengths from others.**



Ministry of
Health



BC Centre for Disease Control

**If you have fever, a new cough, or are
having difficulty breathing, call 8-1-1.**

